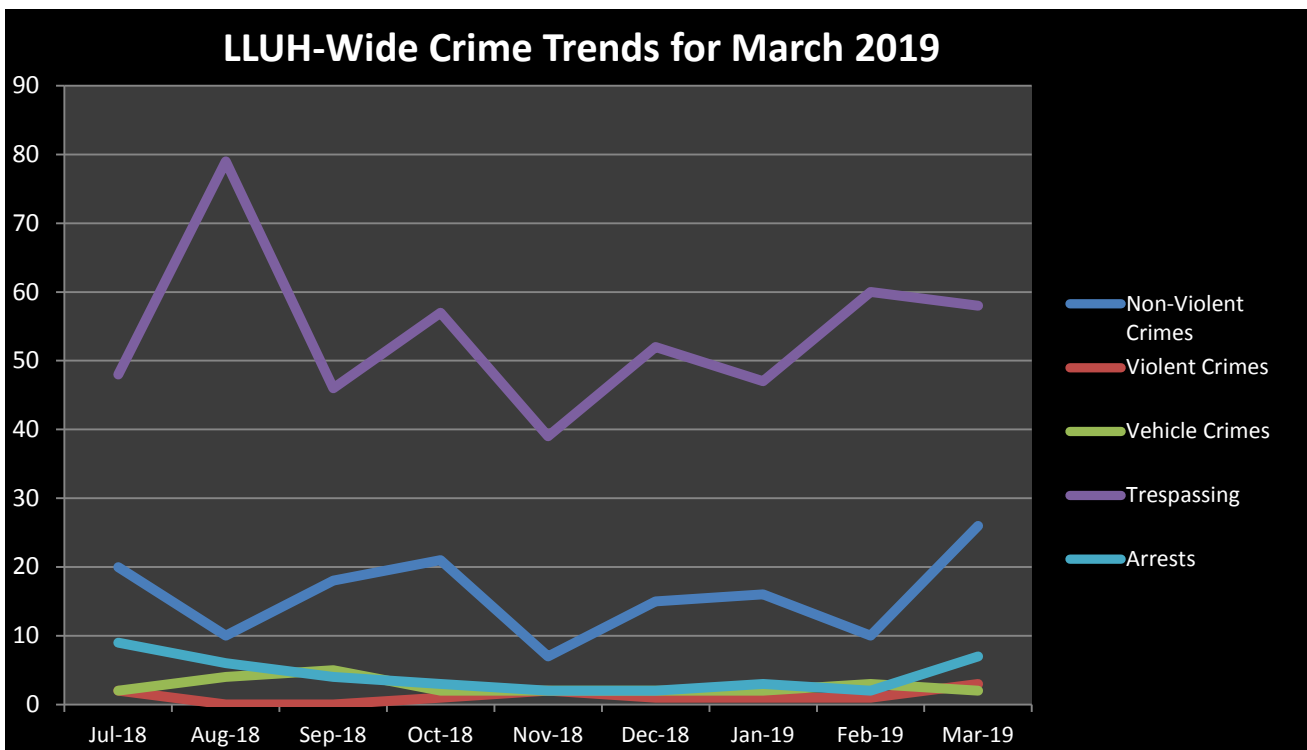
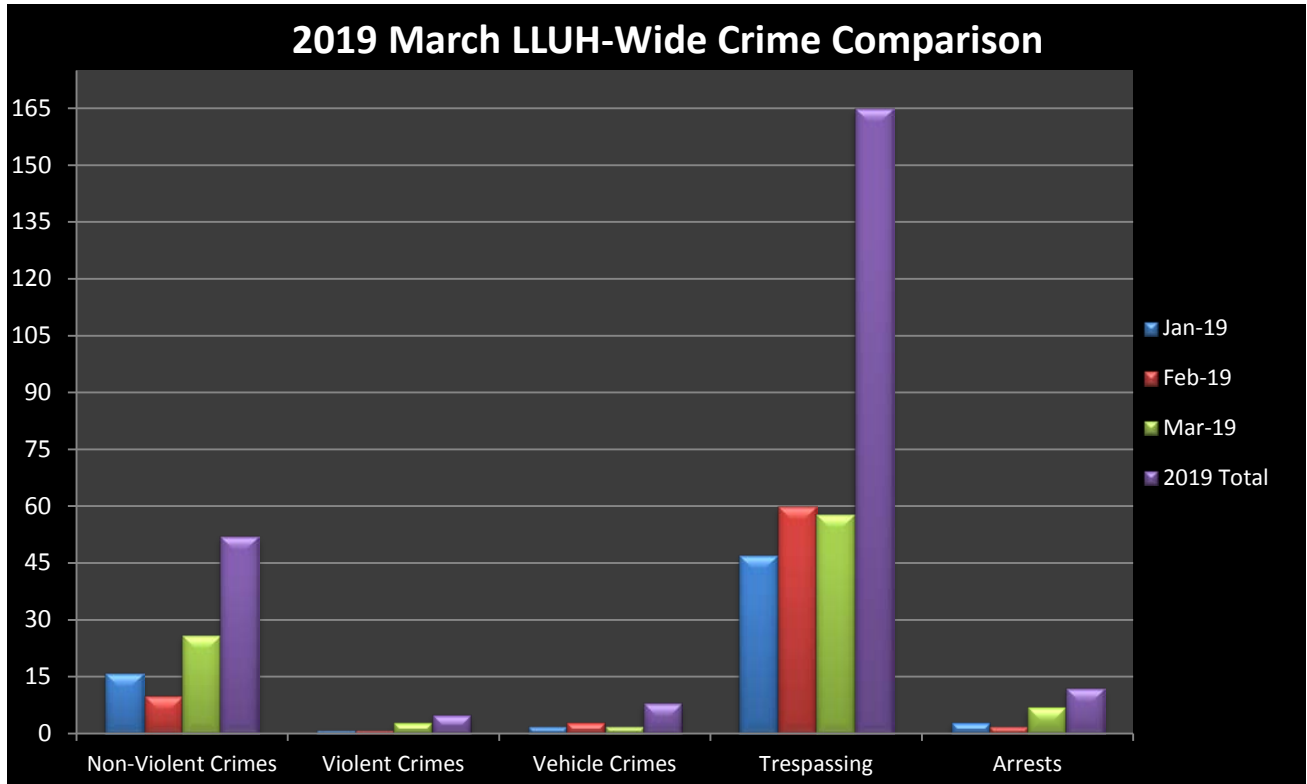
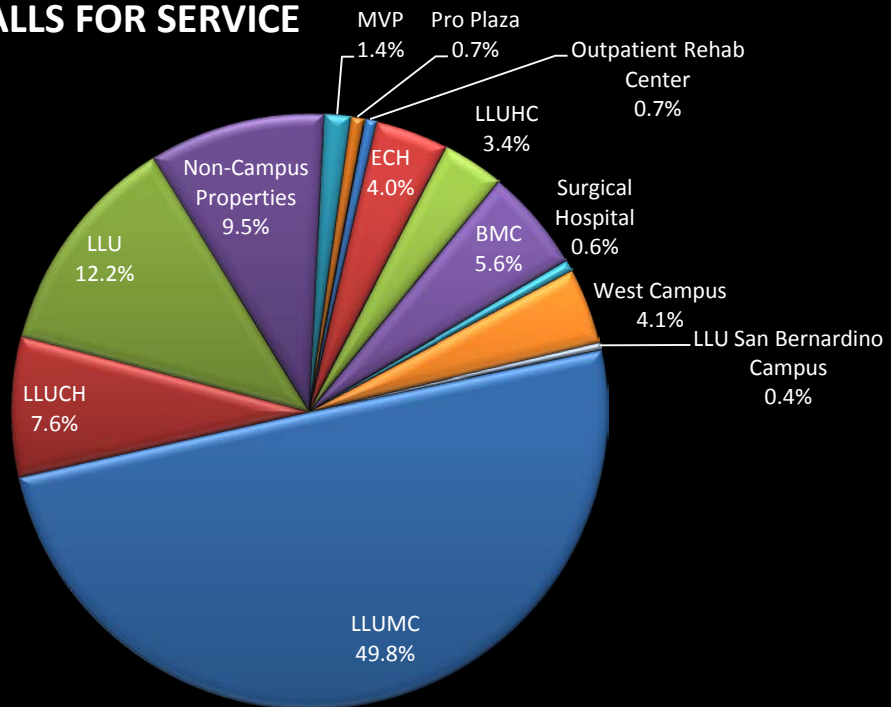




LLUH Campus-Wide Monthly Security Report March 2019

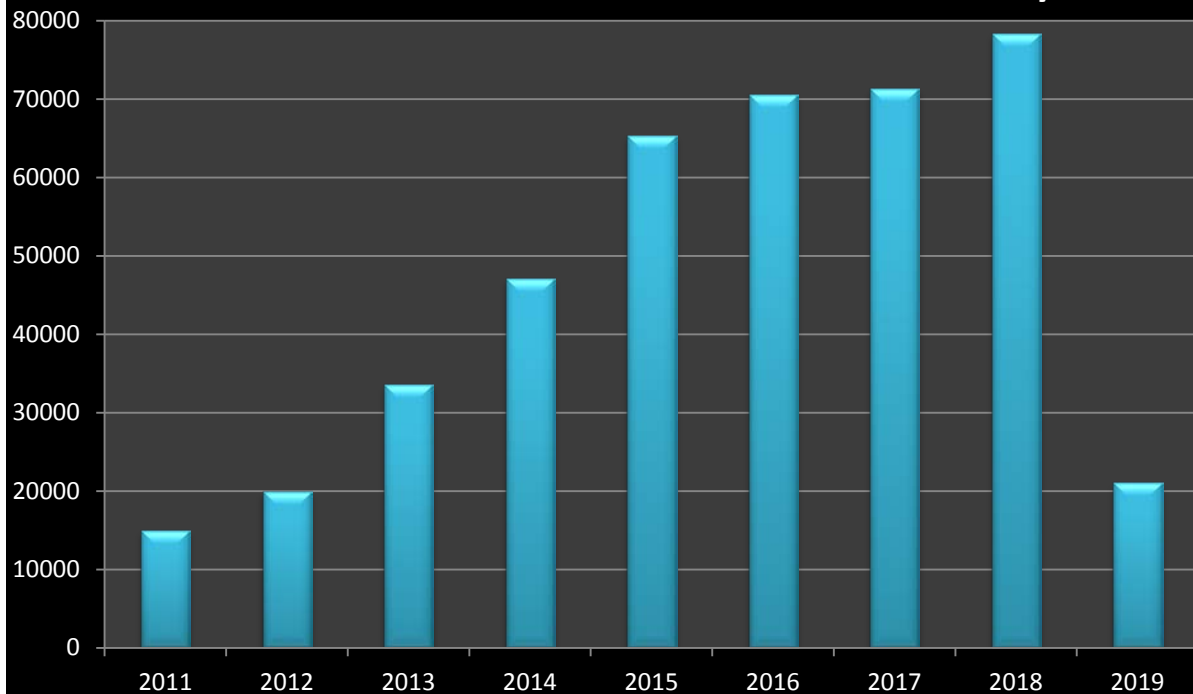


MARCH 2019 CALLS FOR SERVICE



*Beaumont/Banning & Murrieta excluded from this chart.

LLUH-Wide Calls for Service/Officer Activity



*Beaumont/Banning & Murrieta excluded from this chart.

MARCH 2019 - LOMA LINDA UNIVERSITY HEALTH - DEPARTMENT OF SECURITY STATISTICS

CRIMINAL ACTIVITY	LLUMC	LLUCH	LLU	MISC	MVP	PP	ORC	ECH	FMO	BMC/ BHI	SH	WEST CAMPUS	SB CAMPUS	BEAUMONT BANNING	MURRIETA	MAR TOTAL	FEB TOTAL	2019 TOTAL	
Murder/Non-Negligent Manslaughter	0	0	0	0	0	0	0	0	0	0	0	0	0	0	0	0	0	0	
Negligent Manslaughter	0	0	0	0	0	0	0	0	0	0	0	0	0	0	0	0	0	0	
Sex Crimes: Forcible	0	0	0	0	0	0	0	0	0	0	0	0	0	0	0	0	0	0	
Sex Crimes: Non-Forcible	0	0	0	0	0	0	0	0	0	0	0	0	0	0	0	0	0	0	
Robbery	0	0	0	0	0	0	0	0	0	0	0	0	0	0	0	0	0	0	
Aggravated Assault	0	0	0	0	0	0	0	0	0	0	0	0	0	0	0	0	0	0	
Burglary	0	0	0	0	0	0	0	0	0	0	0	0	0	0	0	0	0	0	
Motor Vehicle Theft	0	0	0	0	0	0	0	0	0	0	0	0	0	0	0	0	2	3	
Arson	0	0	0	0	0	0	0	0	0	0	0	0	0	0	0	0	1	1	
Domestic Violence	0	0	0	0	0	0	0	0	0	0	0	0	0	0	0	0	0	0	
Dating Violence	0	0	0	0	0	0	0	0	0	0	0	0	0	0	0	0	0	0	
Stalking	0	0	0	0	0	0	0	0	0	0	0	0	0	0	0	0	0	0	
Hate Crimes	0	0	0	0	0	0	0	0	0	0	0	0	0	0	0	0	0	0	
Harassing Phone Calls/Texts	1	1	0	1	0	0	0	1	0	0	0	0	0	0	0	4	0	5	
Disturbing the Peace	1	0	0	0	0	0	0	1	0	0	0	0	0	0	0	2	0	4	
Petty Theft	4	1	0	0	2	1	0	0	0	0	1	0	0	0	0	9	4	23	
Grand Theft	1	0	0	0	0	0	0	0	0	0	0	0	0	0	0	1	0	3	
Vehicle Burglaries/Thefts From Vehicles	1	0	0	0	0	0	0	0	0	0	0	0	0	1	1	3	1	5	
Attempt Vehicle Crime/Tampering	0	0	0	0	0	0	0	0	0	0	0	0	0	0	0	0	0	0	
Attempt to Commit Crime	0	0	0	0	0	0	0	0	0	0	0	0	0	0	0	0	0	0	
Criminal Threats	1	0	1	0	0	0	0	1	1	0	0	0	0	0	0	4	1	5	
Simple Assault / Battery	2	1	0	0	0	0	0	0	0	0	0	0	0	0	0	3	0	4	
Malicious Mischief/Vandalism/Property Damage	2	0	1	0	0	0	0	0	0	0	0	0	0	1	0	4	3	7	
Fraud/Embezzlement/Identity Theft	0	0	0	0	0	0	0	0	0	0	0	0	0	0	0	0	1	1	
Trespassing/Unauthorized Entry	24	3	3	12	5	1	0	4	2	0	0	4	0	0	0	58	60	165	
Loitering	0	0	0	0	0	0	0	0	0	0	0	0	0	0	0	0	0	0	
Harassment	0	0	0	0	0	0	0	0	0	0	0	0	0	0	0	0	0	0	
Under the Influence/Drinking in Public	0	0	0	0	0	0	0	0	0	0	0	0	0	0	0	0	1	1	
Lewd & Lascivious Acts/Indecent Exposure	0	0	0	1	0	0	0	0	0	0	0	0	0	0	0	1	0	1	
Bicycle Thefts/Theft of Parts*	0	0	0	0	0	0	0	0	0	0	0	0	0	0	0	0	0	0	
ALCOHOL, DRUGS, WEAPONS																			
Liquor Law Violation Referrals	0	0	0	0	0	0	0	0	0	0	0	0	0	0	0	0	0	0	
Liquor Law Violation Arrests	0	0	0	0	0	0	0	0	0	0	0	0	0	0	0	0	0	0	
Drug Abuse Violation Referrals	0	0	0	0	0	0	0	0	0	0	0	0	0	0	0	0	0	0	
Drug Abuse Violation Arrests	0	0	0	0	1	0	0	1	0	0	0	0	0	0	0	2	0	3	
Weapon Possession Referrals	0	0	0	0	0	0	0	0	0	0	0	0	0	0	0	0	0	0	
Weapon Possession Arrests	0	0	0	0	0	0	0	0	0	0	0	0	0	0	0	0	0	0	
TOTAL ARRESTS	1	2	0	0	1	0	0	2	1	0	0	0	0	0	0	7	2	12	
MISCELLANEOUS ACTIVITY																			
Traffic Collision Responses	7	0	0	0	0	0	0	0	0	0	0	0	0	0	0	7	15	36	
Incident Reports	26	0	4	3	0	0	1	0	2	7	0	1	0	3	0	47	51	146	
Patient Assists	249	5	2	0	0	0	0	6	4	34	0	0	0	28	118	446	315	1086	
Code Grey ¹ (Combative Patients)	21	0	0	0	0	0	0	0	0	2	0	0	0	0	33	56	21	100	
Code Green ¹ (Missing High-Risk Patients)	0	0	0	0	0	0	0	0	0	0	0	0	0	0	5	5	2	14	
Code Purple (Missing Child > 12 Months)	0	0	0	0	0	0	0	0	0	0	0	0	0	0	0	0	0	0	
Code Pink (Missing Infant < 12 Months)	0	0	0	0	0	0	0	0	0	0	0	0	0	0	0	0	0	0	
Medical Aid/Code Blue/White/Rapid Response	10	1	4	6	0	5	3	3	5	5	0	1	1	1	147	192	159	530	
Helicopter Landings	97	0	0	0	0	0	0	0	0	0	0	0	0	0	13	110	80	287	
Public Assists	33	0	24	14	1	0	1	2	6	1	2	8	0	3	40	135	135	423	
Escorts	154	0	4	47	0	1	0	7	2	4	0	4	0	8	306	537	519	1623	
Special Door Openings	262	36	110	28	9	6	5	20	34	11	2	29	1	84	119	756	714	2375	
Miscellaneous Calls	178	49	66	10	3	1	1	20	11	8	4	9	1	26	86	473	504	1608	
Injuries	4	0	0	0	0	0	1	0	1	0	0	0	0	0	0	6	9	25	
Elevator Entrapments	2	0	1	0	0	0	0	0	0	0	1	0	0	0	0	4	6	20	
Assist Other Agency	4	4	0	2	0	0	0	0	0	0	0	0	0	0	8	18	6	29	
ALARMS																			
Fire Alarm	2	0	9	3	0	0	0	0	4	0	1	1	0	0	4	24	24	68	
Fire Trouble Alarm	2	0	3	1	0	2	1	0	7	1	1	4	1	0	7	30	51	146	
Panic Alarm	37	8	4	1	0	0	0	1	2	0	0	0	2	0	0	55	53	156	
Infant Abduction Alarm/Tamper Tag	0	2	0	0	0	0	0	0	0	0	0	0	0	0	37	39	37	116	
Intrusion Alarm	3	0	15	38	5	0	0	0	1	0	0	6	0	2	0	70	67	228	
Radiation Alarm	31	0	0	0	0	0	0	0	0	0	0	0	0	0	10	41	35	117	
Other Alarm	6	0	14	3	0	0	0	5	0	0	0	2	0	0	7	37	33	106	
TOTAL CALLS FOR SERVICE**	1283	196	313	246	37	19	17	102	87	144	16	106	10	155	905	3636	3359	10958	
LLUH-WIDE SECURITY OFFICER ACTIVITY TOTALS																	7190	6555	21175
LLUMC/CH ASSIGNED SHERRIFF DEPUTY ACTIVITY TOTALS***																	30	20	77
LLUMC/CH ASSIGNED ALLIED UNIVERSAL OFFICER ACTIVITIES TOTAL***																	56	36	140

Any information is subject to change per ongoing investigations.

*Information also included in specific crime categories.

**May include other non-categorized calls.

Totals included in LLUH-Wide Security Officer Activity Totals

Information may differ from crimes reported to the Department of Education because of their reporting requirements.

¹ Included in Patient Assist totals. Also prior to 2018, totals were only in patient assist category.