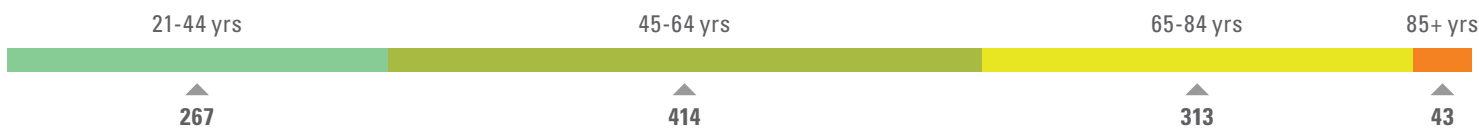
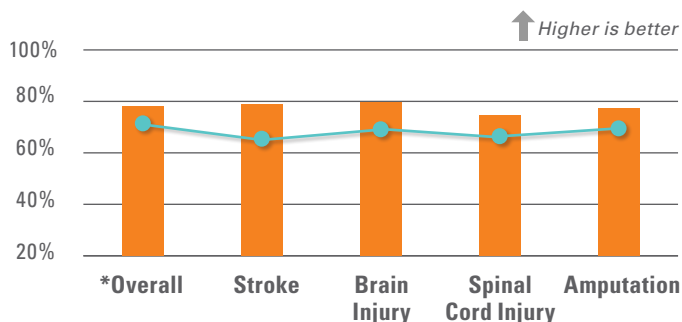


Adult Acute Inpatient Rehabilitation FACTS and FIGURES 2019

Age Group > Number of Patients

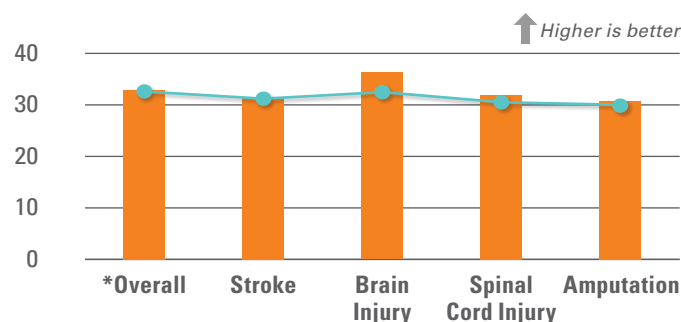


Percent of All Adults Discharged to Home/Community

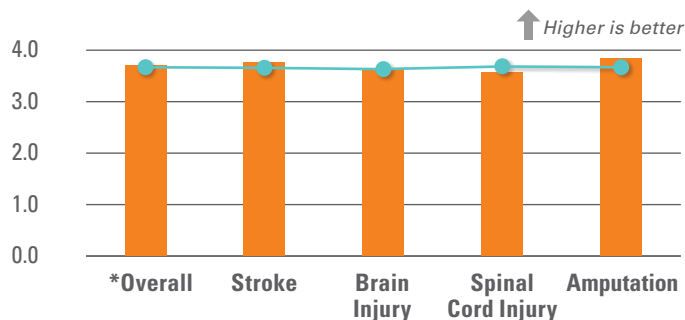


Functional Independent Measure (FIM) (Points Gained)

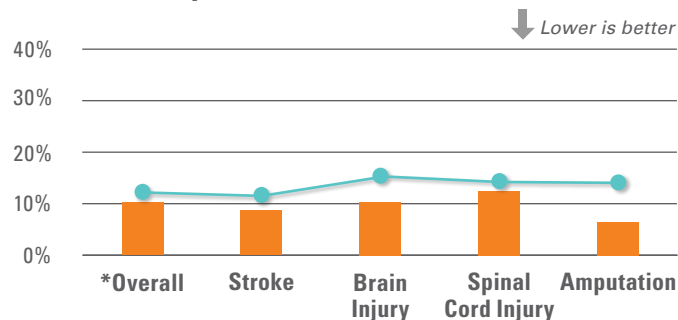
Due to CMS change FIM only calculated to October 2019



Adult Patient Satisfaction



Percent of Unplanned Adult Transfers to Acute



Loma Linda University Medical Center NB = National Benchmark

Total Discharges Adults **1,037**

804 Number of persons achieved predicted outcomes



Average Length of Stay

14.2 Days

Stroke

232

Traumatic Brain Injury

42

Non-Traumatic Brain Injury

76

Traumatic Spinal Cord Injury

42

Non-Traumatic Spinal Cord Injury

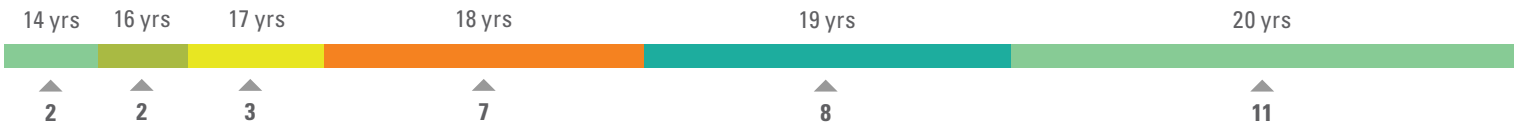
79

Amputations

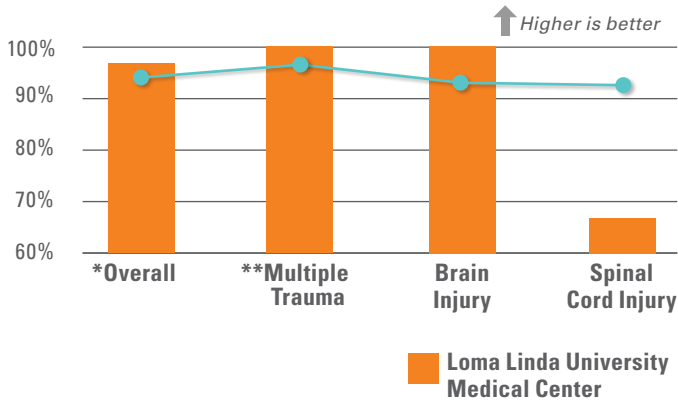


Adolescent Acute Inpatient Rehabilitation FACTS and FIGURES 2019

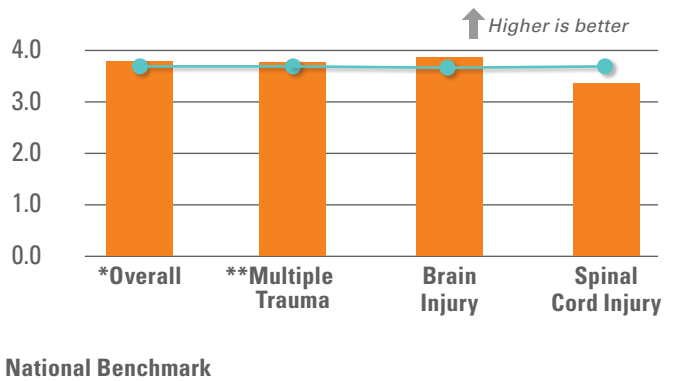
Age Group > Number of Patients



Percent of All Adolescents Discharged to Home/Community



Adolescent Patient Satisfaction

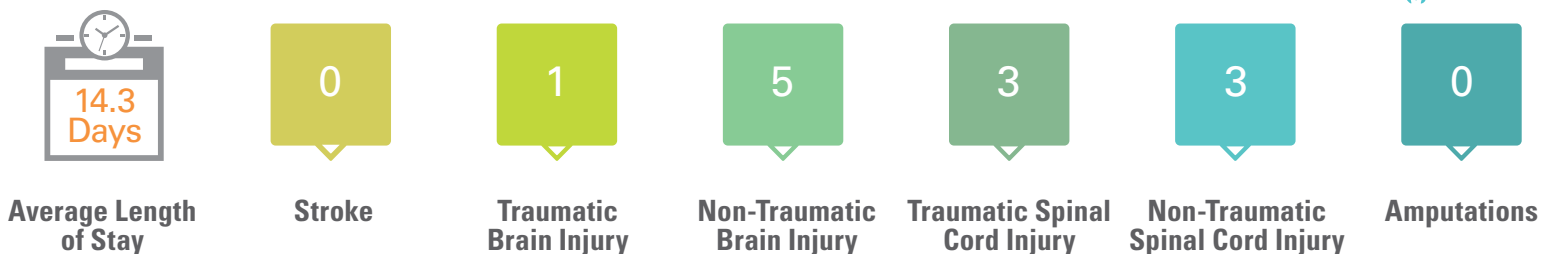


Percent of Unplanned Adolescent Transfers to Acute



Total Discharges **Adolescents** 33

32 Number of persons achieved predicted outcomes



*Overall includes stroke, brain injury, spinal cord injury and amputation, as well as, but is not limited to: multiple trauma, joint replacement, medical deconditioning, back surgery, transplant, etc.

**Multiple Trauma includes Traumatic and Non-Traumatic Brain Injury, as well as Traumatic and Non-Traumatic Spinal Cord Injury.

Our average therapy runs three hours per day, five days a week, which includes physical therapy, occupational therapy, speech-language pathology, if indicated. Weekend therapies are also part of our program.

Diagnostic imaging, laboratory and pharmacy services are provided on site.