

Accessing Your My LLU Health Account



LOMA LINDA UNIVERSITY
HEALTH

YOUR SECURE ONLINE HEALTH CONNECTION

We are pleased to offer you My LLU Health account on the MyChart application. You can securely access your health information on one safe and secure online platform. The 24/7 access makes it easy to manage care for you and your family.


CREATING YOUR MY LLU HEALTH ACCOUNT

Sign up Online with an Activation Code

- Clinic staff will provide the activation code or it will be received via email or text message.
- Users can open the activation link and be prompted to enter their personal information for verification. Personal information includes date of birth and zip code.
- The user is presented with the Terms and Conditions Agreement.


Sign up Online (No Activation Code Required)

- Go to mylluhealth.org on your browser and select **Sign up**.
- Enter the required personal information such as name, address, date of birth and email on your web browser.
- The user is prompted to confirm identity through a series of questions.



Using your new username and password, login to MyLLUHealth.org.

Be sure to check out our [FAQ page at MyLLUHealth.org](#) for more information about your My LLU Health account.



MY LLU HEALTH ON MOBILE DEVICES

My LLU Health users can securely access their health information with MyChart, a free mobile app developed by Epic Systems Corporation for Apple and Android devices. This mobile app provides you access to a portable version of My LLU Health that contains features that are also available in the full web-based version of My LLU Health, including secure messaging with your doctor's office, appointment requests, access to lab results and prescription refill requests.

DOWNLOADING THE FREE MYCHART APP

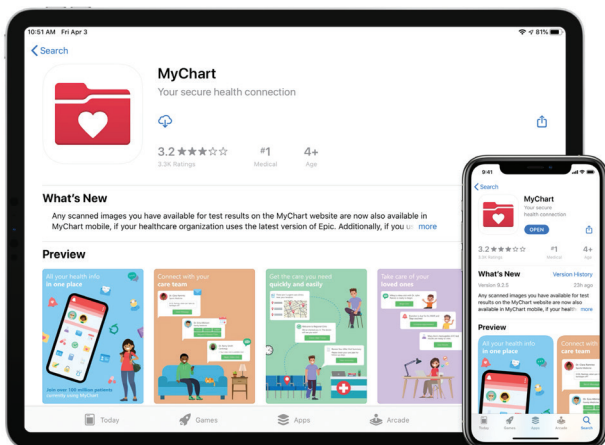
- 1 Open up the **Apple App Store** on your Apple device or the **Google Play Store** on your Android device.



- 2 Search for **"MyChart"** and select the MyChart app published by Epic.



- 3 Install the MyChart application on your device.



LOGGING INTO MY LLU HEALTH THROUGH THE MYCHART APP

- 1 Open the MyChart app on your device.
- 2 Accept the Terms and Conditions Agreement (only appears when you first launch the app).



- 3 When prompted, search for "Loma Linda" and select My LLU Health.

- 4 Tap the My LLU Health logo to reach the login screen.



- 5 Enter your My LLU Health username and password and login to enjoy the mobile app experience!



LOMA LINDA UNIVERSITY
HEALTH

**Many Strengths.
One Mission.**