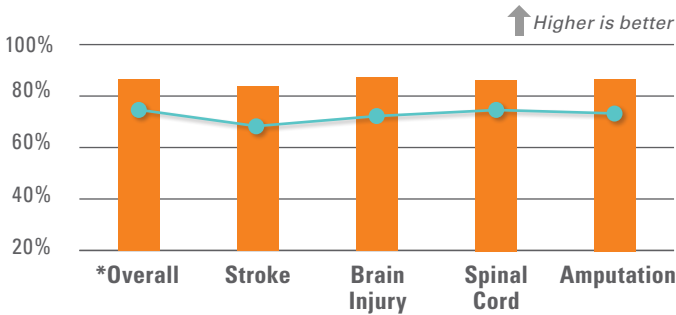


Acute Inpatient Rehabilitation FACTS and FIGURES 2025

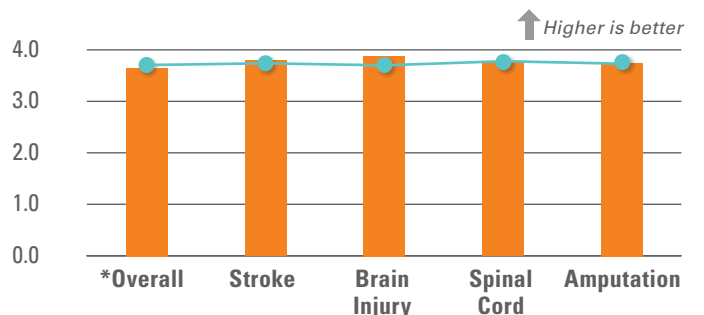
Age Group > Number of Patients



Percent of All DC to Home



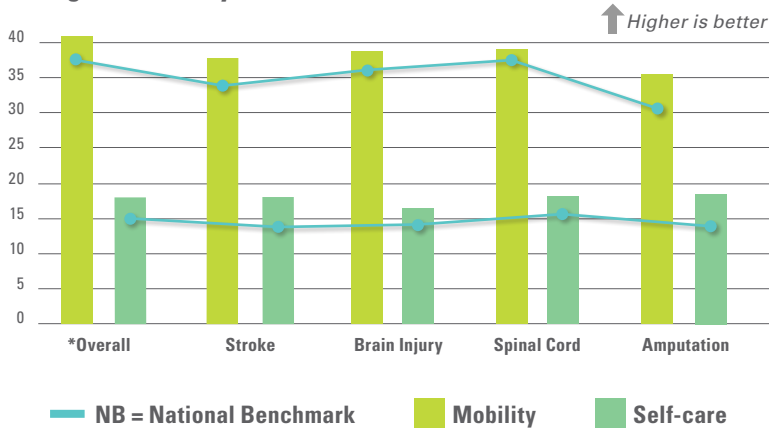
Patient Satisfaction



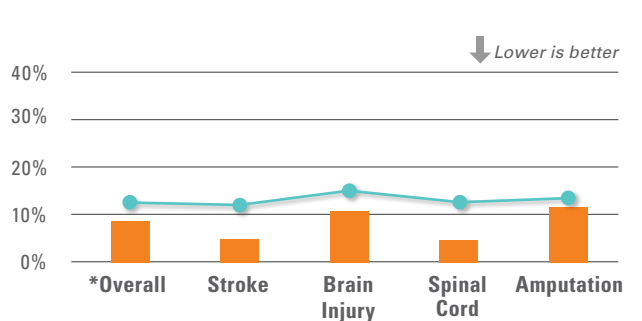
Loma Linda University Medical Center

NB = National Benchmark

Change in Mobility and Self-care



Percent of Unplanned Transfers to Acute



Total Discharges **777**

653 Number of persons achieved predicted outcomes

17.5 days
Average Length of Stay

166
Stroke

69
Traumatic Brain Injury

56
Non-Traumatic Brain Injury

21
Traumatic Spinal Cord Injury

44
Non-Traumatic Spinal Cord Injury

44
Amputations



LOMA LINDA UNIVERSITY
MEDICAL CENTER

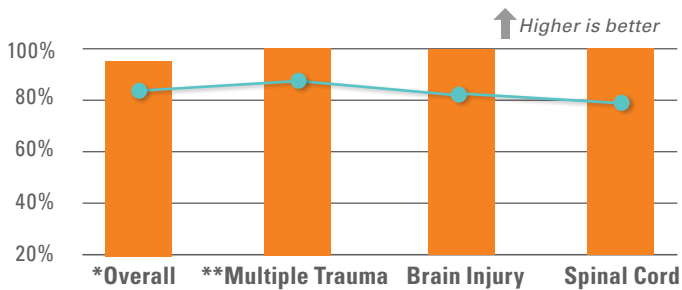
Many Strengths.
One Mission.

Adolescent Acute Inpatient Rehabilitation FACTS and FIGURES 2025

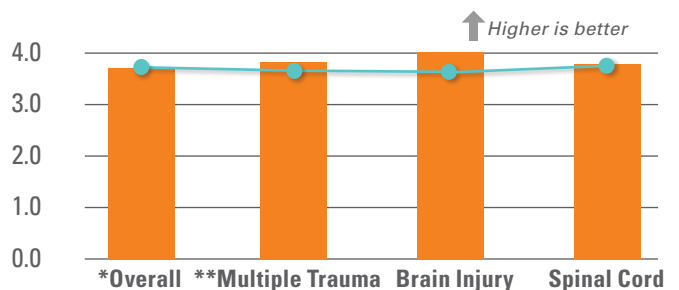
Age Group > Number of Patients



Percent of Adolescents DC to Home/Community



Adolescent Patient Satisfaction



■ Loma Linda University Medical Center —●— NB = National Benchmark

Percent Unplanned Adolescent Transfers



Total discharges adolescents **26**

18 Number of persons achieved predicted outcomes

16.9 days
Average Length of Stay

1

Stroke

3

Traumatic Brain Injury

3

Non-Traumatic Brain Injury

3

Traumatic Spinal Cord Injury

0

Non-Traumatic Spinal Cord Injury

1

Amputations

*Overall includes stroke, brain injury, spinal cord injury, and amputation, as well as, but is not limited to: multiple trauma, joint replacement, medical deconditioning, back surgery, transplant, etc.

**Multiple Trauma includes traumatic and non-traumatic brain injury, as well as traumatic and non-traumatic spinal cord injury.

Our average therapy runs three hours per day, five days a week, which includes physical therapy, occupational therapy and speech-language pathology, if indicated. Weekend therapies are also part of our program.

Diagnostic imaging, laboratory, and pharmacy services are provided on site.