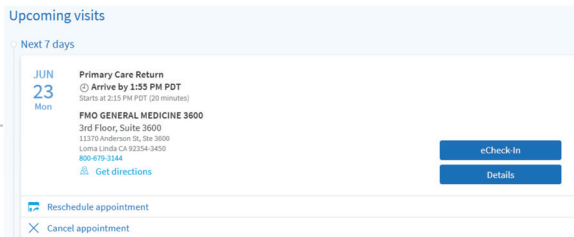


Why wait to check-in at the clinic?
Use MyChart **three days before** your appointment to complete the eCheck-In activities.

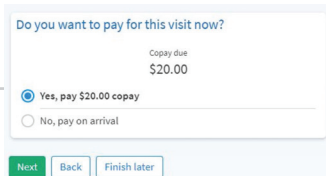
1

Open your visits icon on MyChart and select eCheck-in on your upcoming visit.



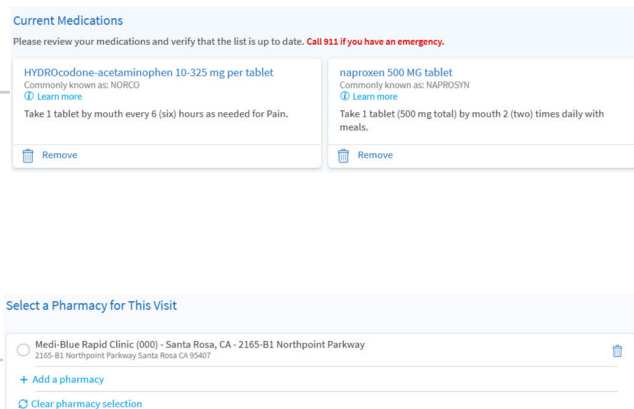
2

You can choose to pay your co-pay now or pay later in clinic.



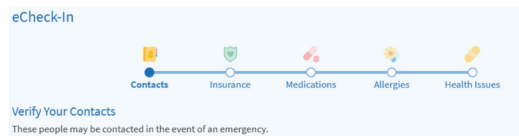
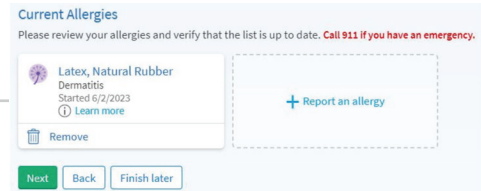
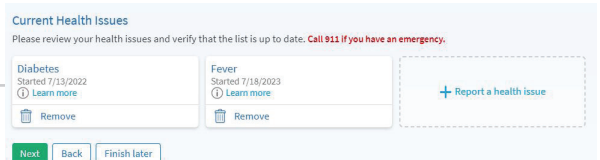
3

Review your current medications and select your preferred pharmacy.



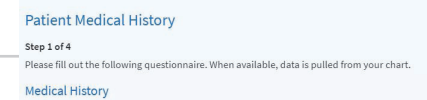
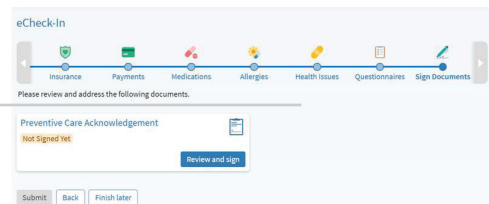
4

Review your allergies and current health concerns.

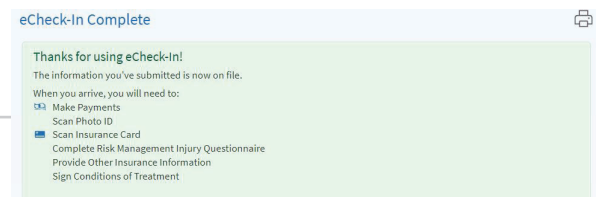
5

Complete all questionnaires and consents.

6

You are now checked-in.



When you arrive at the clinic, let the front office know that you are there and ready for your appointment.

