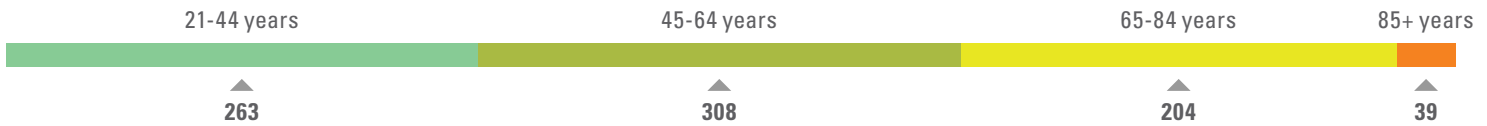
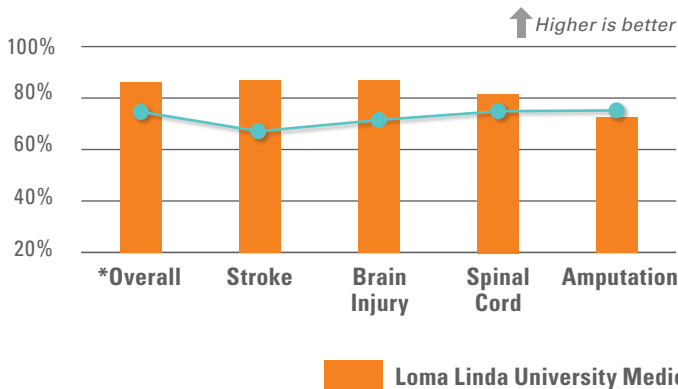


# Acute Inpatient Rehabilitation FACTS and FIGURES 2024

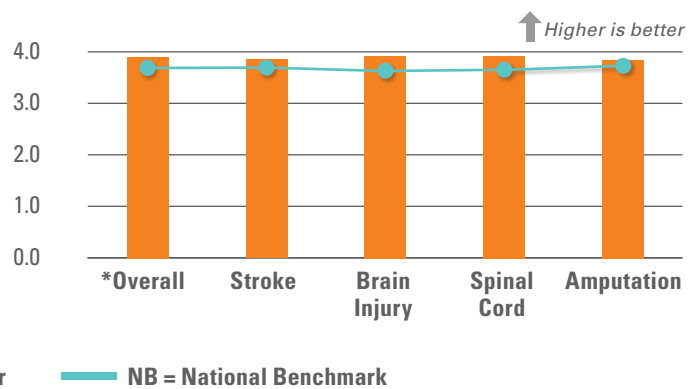
## Age Group > Number of Patients



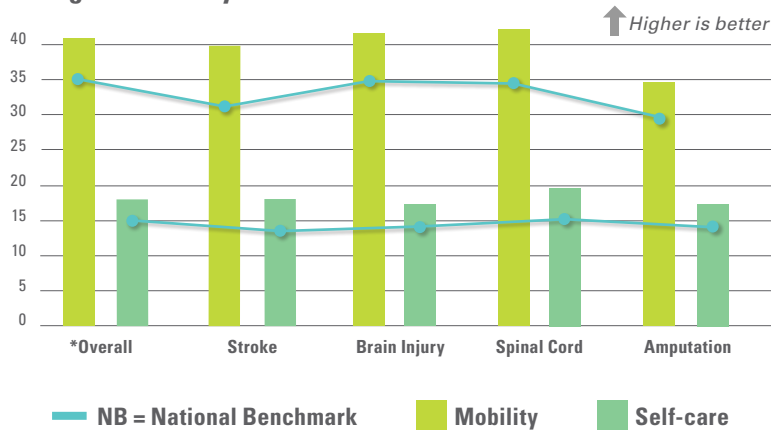
## Percent of All DC to Home



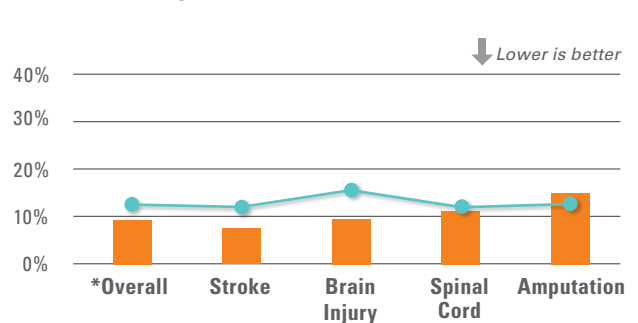
## Patient Satisfaction



## Change in Mobility and Self-care



## Percent of Unplanned Transfers to Acute



Total Discharges **814**

**701** Number of persons achieved predicted outcomes



15.9 days

Average Length of Stay

165

Stroke

56

Traumatic Brain Injury

55

Non-traumatic Brain Injury

24

Traumatic Spinal Cord Injury

42

Non-traumatic Spinal Cord Injury

42

Amputations

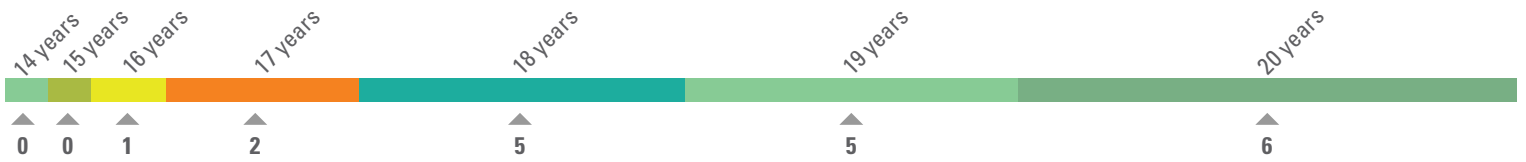


LOMA LINDA UNIVERSITY  
MEDICAL CENTER  
*Inpatient Acute Rehabilitation*

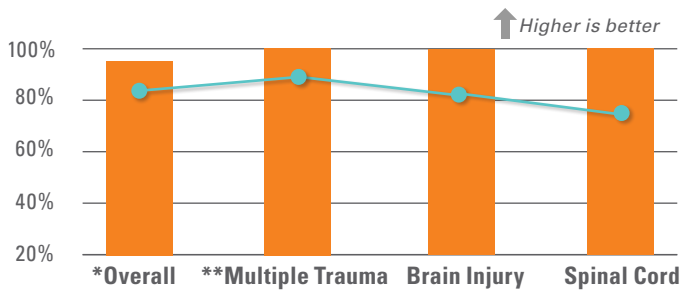
Many Strengths.  
One Mission.

# Adolescent Acute Inpatient Rehabilitation FACTS and FIGURES 2024

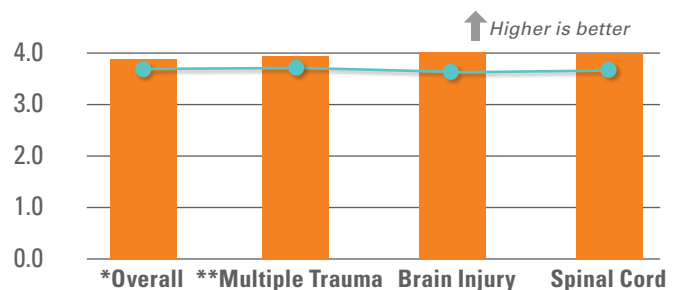
## Age Group > Number of Patients



## Percent of Adolescents DC to Home/Community



## Adolescent Patient Satisfaction



■ Loma Linda University Medical Center — NB = National Benchmark

## Percent Unplanned Adolescent Transfers



Total discharges adolescents **19**

**18** Number of persons achieved predicted outcomes



  
**16.8**  
days  
Average Length  
of Stay

**0**

Stroke

**3**

Traumatic  
Brain Injury

**0**

Non-traumatic  
Brain Injury

**1**

Traumatic  
Spinal Cord Injury

**1**

Non-traumatic  
Spinal Cord Injury

**0**

Amputations

\*Overall includes stroke, brain injury, spinal cord injury and amputation, as well as, but is not limited to: multiple trauma, joint replacement, medical deconditioning, back surgery, transplant, etc.

\*\*Multiple Trauma includes traumatic and non-traumatic brain injury, as well as traumatic and non-traumatic spinal cord injury.

Our average therapy runs three hours per day, five days a week, which includes physical therapy, occupational therapy and speech-language pathology, if indicated. Weekend therapies are also part of our program.

Diagnostic imaging, laboratory, and pharmacy services are provided on site.