LOMA LINDA UNIVERSITY
Eye Institute

2021 Alumni Newsletter

2021 began with a COVID surge throughout the country that challenged our healthcare systems. At Loma Linda University, the outpatient surgical centers were closed, as the nursing and anesthesia staff was redeployed to the Medical Center to support the care of COVID patients. Fortunately, this COVID surge was well managed, and elective eye surgeries resumed in February. Our outpatient clinic services have remained at full capacity during the COVID crisis since spring 2020. We are currently facing a wave of patients in desperate need of care, as delays in seeking eye care during the COVID crisis are now manifesting as advanced disease.

The LLU Eye Institute strives to be the center of excellence for eye care in the Inland Empire. We train medical students, residents, and fellows for a life of medical ministry, and provide a depth and breadth of training that allows transition to academia, fellowship, or private practice. These are the pillars that our department stand on and motivate us to forge forward in good times and bad. Department growth is driven by a need for quality of eye care in the Inland Empire, and to provide timely access to the subspecialty care we are called to provide.

This year, we have consolidated and assimilated many changes that occurred in 2020, including the expansion of our corneal service from 2 to 5 providers, in conjunction with an expansion of clinical activities at Riverside University Health System (RUHS). Dr. Linda Vargas was appointed the Associate Chair of Ophthalmology at RUHS, assisting Dr. Larry Bowes in the expanded administrative duties. Patient growth was seen at our 4000 sq. ft. satellite clinic at the LLUH Beaumont/Banning Complex, which opened in July 2020. Providers and patients in the desert cities are utilizing this "full service" clinic site as a convenient option to our main LLU campus. Our residency expansion is now complete; we now have 15 residents in the program, accepting 5 residents per year.

Update on Stated Goals for 2021

1. The LLU Eye Institute needs an "Eye Institute" facility that incorporates its own ambulatory surgical center to remain competitive with other eye care entities in our region. We have proposed to LLUH administration the creation of an "Eye Emergency Room" within the current ER clinical space, which will be repurposed once the new Medical Center complex opens in May 2021 (current target opening). We envision adding diagnostic equipment to support patients seen through the ER and on the hospital consultation service.

The new LLUH medical complex opened in August 2021 with great fanfare. Space was dedicated within the new adult ER for eye consultations. Many projects are competing for the space within the "old" hospital that will be repurposed. Our proposal for a 3-exam room "Eye Emergency Room" with diagnostic equipment is under consideration. Although no plans have been initiated for a separate "Eye Institute" facility, the Ophthalmology department will have access to a new ambulatory surgical center within Loma Linda, the Loma Linda Surgical Institute (LLSI). The LLU Faculty Medical Group has purchased a minority stake in LLSI, and yours truly will serve as its Medical Director. This will allow us to regain the surgical efficiencies that an ASC provides, and grow the oculoplastics case volume, including cosmetic work.



Loma Linda University Medical Complex

2. Currently, we are webcasting our Grand Rounds (1st and 3rd Wednesdays from 7:00 am-8:30 am) and offer CE credit to physicians who attend the live stream and complete the Continuing Education Evaluation. We wish to add CE credit to the viewing of Archived presentations as well.

We have continued our CE offering with remote learning, utilizing Zoom when in-person presentations were not permitted. The hybrid in-person/Zoom model has been used when permitted. No progress has been made on offering CE for archived presentations.

3. Website upgrades are underway, including expanded content and videos for the residency and fellowships, and surgical services. In 2021, we anticipate adding videos from Dr. Howard Gimbel's educational foundation, and expanding the content on our Alumni webpage, including the creation of an Alumni "job posting" site that facilitates recruitment.

We have made progress with website upgrades, including content for our residency and fellowship programs. We are finalizing the transfer of Dr. Gimbel's educational foundation to LLU, which includes his extensive video collection. We are working on making our alumni webpage a more useful resource.



Dr. Howard V. Gimbel, MD, MPH

Current Practice Demographics

- Physician FTE; 5 Optometrists; 2 Retina Fellows; 1 Cornea Fellow
  - All subspecialties covered
- 81 staff members
- 5,000 patient exams per month
- 310 OR surgical procedures per month
- Loma Linda University Eye Institute Currently has five Clinics:
  - FMO 1800 – Comprehensive Clinic
  - FMO 2900 – Retina Center (with Neuro-oph/Oculoplastics)
  - Caroline – Pediatric Ophthalmology & Optometry
  - Riverwalk – Comprehensive/Subspecialty Clinic
  - Beaumont/Banning – Comprehensive/Subspecialty Clinic

2021-2022 Staff Additions

Douglas Van Putten, MD

March 2021

- Doctorate of Medicine
  - LLUSOM
- Residency in Ophthalmology
  - LLUMC
- Fellowship in Oculoplastics
  - Cullen Eye Institute – Baylor School of Medicine (Waco, TX)

Nadiya Thomas, OD

Nov 2021

- Doctorate of Optometry
  - New England College of Optometry (Boston, MA)

Ronela Tavoc, OD

January 2022

- Doctorate of Optometry
  - Marshall B. Ketchum University (Fullerton, CA)

Bailey Shen, MD

May 2021

- Doctorate of Medicine
  - Cleveland Clinic (Cleveland, OH)
- Residency in Ophthalmology
  - Illinois Eye and Ear (Chicago, IL)
- Fellowship in Vitreoretinal
  - Mayo Clinic (Rochester, MN)

Moises Enghelberg, DO

July 2022

- Doctorate of Osteopathic Medicine
  - Touro College of Osteopathic Medicine (Harlem, NY)
- Residency in Ophthalmology
  - Larkin Community Hospital (South Miami, FL)
- Fellowship in Vitreoretinal Surgery
  - LLUEI

The department is actively recruiting for a Glaucoma specialist, to join Drs. Samantha Perea and Howard Guan.

Mission Trips

Medical missions during the COVID-era have been difficult and no mission trips were attempted during 2020. However, in July 2021, we had a planned mission trip to Haiti. Dr. John Pyun (LLU residency grad 2021) and Dr. Jeffrey Ing (LLUSM 1992; LLU residency 1996; director of Global Ophthalmology) had tickets and had made arrangements to travel and work at the Living in Faith mission in Haiti. The plans included doing MSICS surgeries and a visit to the Haiti Adventist Hospital (an AHI affiliated hospital) to look at a possible future eye department there. Unfortunately, that trip was cancelled a few days prior to departure when the president of Haiti was assassinated.

Image Source: iStock

In October 2021, Dr. Ing embarked on a mission to the Palau Adventist Wellness Center, a trip that had been on the schedule for over a year and postponed more than once. On arrival Dr. Ing and Jeanette Esqueda (Ophthalmic assistant at the FMO) were under a five-day restriction of movement quarantine (unable to see patients or be in crowds). At the completion of the quarantine, Dr. Ing tested positive for COVID and was slapped with an additional 10 days of isolation quarantine. Afterwards, 337 patient encounters and over 60 surgeries were completed in 9 days. By the grace of God and a willing but completely untrained OR team (student missionaries and staff dentists), we were able to serve these patients. God is good.

Image Source: Facebook

2022 mission trip plans include a visit to India to work with Dr. Jacob Prabhakar, a mission trip co-led by Dr. Jewel Sandy (LLUSM 2011) to the Sierra Leone, and a trip to Natuvu Creek mission (outpost in Fiji sponsored by Dr. Tom Tooma (LLUSM 1979-A; LLU Residency 1983)). To perform missions during COVID involves incredible flexibility and resilience. Truly following **James 4:13-16** has been the best attitude.

Research

Our department's clinical trials research remains strong, with three dedicated research coordinators anchoring the department. Current and near future studies are as follows:

- Cataract
  - Endophthalmitis Prevention
- Retina
  - Exudative AMD
  - Non-exudative AMD (Geographic atrophy)

- Diabetic Macular Edema
- Proliferative Diabetic Retinopathy
- Macular Hole/VMTS
- X-linked Retinitis Pigmentosa (surgical)

- Pediatric
  - Amblyopia/Exotropia
  - Retinopathy of Prematurity
- Cornea
  - Herpes Zoster Ophthalmicus
  - Neurotrophic Keratitis
- Stable advanced AMD
  - Implantable Miniature Telescope

Investigator initiated research in peer-reviewed publications remain strong. Here is a list of publications in 2020 & 2021:

Affeldt, John, MD	S. C. Pflugfelder, M. Massaro-Giorano, V. L. Perez,P. Hamrah, S.X. Deng, L. Espandar,C. S. Foster, **J.C. Affeldt**, J. A.Seedor, N. A. Afshari, W. Chao, M. Allegretti, F. Mantelli, R. Dana. Topical Recombinant Nerve Growth Factor (Cenegermin) for Neurotrophic Keratopathy. A Multicenter Randomized Vehicle- Controlled Pivotal Trial. Ophthalmology Vol 127; Issue 1, 14-26 January 2020.
Ahmad, Kinza, MD (Fellow)	**Ahmad KT**, Sallam AB, Saad AA, Ellabban AA. Fully Automated Direct Perfluorocarbon Liquid-Silicone Oil Exchange. Clin Ophthalmol. 2020 Dec 10;14:4355-4358. doi: 10.2147/OPTH.S282301. eCollection 2020.PMID: 33328723 **Ahmad KT**, Chacko J, Sallam AB, Warner DB, Uwaydat SH. Surgical Outcomes in Macular Telangiectasia Type 2-Related Macular Holes: A Report on Four Patients. Case Rep Ophthalmol Med. 2020 Dec 7;2020:8884638. doi: 10.1155/2020/8884638. PMID: 33489395; PMCID: PMC7803128.
Chalam, K.V., MD, PhD	Barrett D, Sumnicht A, **Chalam KV**, Rauser M. Pembrolizumab dramatically resolves choroidal metastatis from esophageal adenocarcinoma and restores vision: a case report. Oxf Med Case Reports. 2021 Jun 18;2021(6):omab047. doi: 10.1093/omcr/omab047. PMID: 34158961; PMCID: PMC8212676. Ruppert M, Pyun J, **Chalam KV**, Sierpina D. Multimodal Imaging Characteristics of ADRP in a Family with p.Thr58Arg Substituted RHO Mutation. Case Rep Genet. 2020 Dec 2;2020:8860863. doi: 10.1155/2020/8860863. PMID: 33777460; PMCID: PMC7969344.

	Gasparian SA, **Chalam KV**. Successful repair of spontaneous indirect bilateral carotid-cavernous fistula with coil embolization. J Surg Case Rep. 2021 Apr 22;2021(4):rjab140. doi: 10.1093/jscr/rjab140. PMID: 33927873; PMCID: PMC8062127. Sumnicht AJ, **Chalam KV**, Alset AE, Sierpina DI. The role of oral steroids in the treatment of photodynamic therapy-associated exudative maculopathy, a case report and review of the literature. Photodiagnosis Photodyn Ther. 2021 Sep;35:102390. doi: 10.1016/j.pdpdt.2021.102390. Epub 2021 Jun 11. PMID: 34119709. Gasparian SA, Barrett D, Sierpina D, **Chalam KV**. Successful repair of combined tractional and rhegmatogenous retinal detachment with pars plana vitrectomy without scleral buckle in severe Behçet's disease. J Surg Case Rep. 2020 Nov 30;2020(11):rjaa468. doi: 10.1093/jscr/rjaa468. PMID: 33294162; PMCID: PMC7700801. Ng C, **Chalam KV**. Endophthalmitis after dropless (Tri-Moxi injection) cataract surgery. Eur J Ophthalmol. 2020 Sep;30(5):NP29-NP31. doi: 10.1177/1120672119852505. Epub 2019 Jun 3. PMID: 31155929. Denton CC, Gange WS, Abdel-Azim H, Jodele S, Kapoor N, Oberley MJ, Wong K, Kim J, Vercio A, Moghaddampour P, **Chalam KV**, Sierpina D, Gardner RA, Pulsipher MA, Jensen MC, Nagiel A. Bilateral retinal detachment after chimeric antigen recepter T-cell therapy. Blood Adv. 2020 May 26:4(10)2158-2162. DOI: 10.1182/bloodadvances.2020001450. PMID: 32488218 **Chalam KV**, Enghelberg M, Muthy RK. Allergic fungal sinusitis masquerading as cavernous sinus thrombosis. J Surg Case Rep. 2020 Aug 24;2020(8):rjaa233. DOI: 10.1093/jscr/rjaa233. eCollection 2020 Aug. PMID: 32855797 Enghelberg M, **Chalam KV**. Ultra wide field angiography documented peripheral retinal eovascularization as cause of vitreous hemorrhage after scleral buckle surgery. J Surg Case Rep. 2020 Jun 19;2020(6):rjaa142. DOI: 10.1093/jscr/rjaa142. eCollection 2020 June. PMID: 32595922 Mynampati B, Enghelberg M, **Chalam KV**. Pazopanib Selectively Inhibits Choroidal Vascular Endothelial Cell proliferation and promotes Apoptosis. Med Hypothesis Discov Innov Ophthalmol. 2020;9(1):7-14. Epub 2019 Oct 30. PMID: 31976338; PMCID:6969559
Enghelberg, Moises, DO (Fellow)	Chalam KV, **Enghelberg M**, Muthy RK. Allergic fungal sinusitis masquerading as cavernous sinus thrombosis. J Surg Case Rep. 2020 Aug 24;2020(8):rjaa233. DOI: 10.1093/jscr/rjaa233. eCollection 2020 Aug. PMID: 32855797

	Enghelberg M, Chalam KV. Ultra wide field angiography documented peripheral retinal eovascularization as cause of vitreous hemorrhage after scleral buckle surgery. J Surg Case Rep. 2020 Jun 19;2020(6):rjaa142. DOI: 10.1093/jscr/rjaa142. eCollection 2020 June. PMID: 32595922
Hawy, Eman, MD	Gasparian S, **Hawy E.** Unilateral disc edema as the first presentation of chronic myeloid leukemia. Int J Ophthalmol. 2021 Mar 18;14(3):478-480. doi: 10.18240/ijo.2021.03.25. eCollection 2021.PMID: 33747830 Nancy J Newman 1, Patrick Yu-Wai-Man 2, Valerio Carelli 3, Mark L Moster 4, Valerie Biousse 5, Catherine Vignal-Clermont 6, Robert C Sergott 4, Thomas Klopstock 7, Alfredo A Sadun 8, Piero Barboni 9, Adam A DeBusk 4, Jean François Girmens 10, Günther Rudolph 11, Rustum Karanjia 12, Magali Taiel 13, Laure Blouin 13, Gerard Smits 14, Barrett Katz 14, José-Alain Sahel 15, **LHON Study Group**. Efficacy and Safety of Intravitreal Gene Therapy for Leber Hereditary Optic Neuropathy Treated within 6 Months of Disease Onset. Ophthalmology. 2021 May;128(5):649-660. doi: 10.1016/j.ophtha.2020.12.012. Epub 2021 Jan 12. PMID: 33451738 Gasparian S, Geng X, **Hawy E**. Intracranial hypertension associated with topical tretinoin use. Am J Ophthalmol Case Rep. 2021 Jun 6;23:101130. doi: 10.1016/j.ajoc.2021.101130. eCollection 2021 Sep **Eman Hawy** 1, Rahul A Sharma, Jason H Peragallo, Michael Dattilo, Nancy J Newman, Valérie Biousse. Unilateral Isolated Paucisymptomatic Optic Disc Edema. J Neuroophthalmol. 2021 Dec 1;41(4):e523-e534. doi: 10.1097/WNO.0000000000001136. PMID: 33394642 DOI: 10.1097/WNO.0000000000001136
Hwang, Frank, MD	Watane A, Botsford BW, Sood AB, Williams AM, Xu D, Gupta RR, Conner IP, Sivalingam A, Gupta OP, Ward MS, Mehta S, Del Cid M, Crossan A, Sierpina DI, **Hwang FS**, Rachitskaya A, Ehmann DS, Kovacs KD, Orlin A, Zhang AY, Patel U, Dubovy S, Klufas MA, Patel NA, Sridhar J, Yannuzzi NA. "Scleral-Sutured Intraocular Lens Dislocations Secondary to Eyelet Fractures". Am J Ophthalmol. 2020 Aug 7:S0002-9394(20)30415-3. doi: 10.1016/j.ajo.2020.07.049. Online ahead of print.Am J Ophthalmol. 2020. PMID: 32777376
Ing, Jeffrey, MD	Julio Narvaez 1 2, Matthew Chang 3**, Jeffrey Ing** 2, Daniel De Chance 4, Joshua J Narvaez 1 Simplified, Readily Available Method for the Treatment of Band Keratopathy With Ethylenediaminetetraacetic Acid. Cornea. 2021 Oct 1;40(10):1360-1362. doi: 10.1097/ICO.0000000000002635. PMID: 34481414. PMCID: PMC8423137. DOI: 10.1097/ICO.0000000000002635
Rauser, Michael E.,	Barrett D, Sumnicht A, Chalam KV, **Rauser M**. Pembrolizumab dramatically resolves choroidal metastatis from esophageal adenocarcinoma and restores

MD & Chairman	vision: a case report. Oxf Med Case Reports. 2021 Jun 18;2021(6):omab047. doi: 10.1093/omcr/omab047. eCollection 2021 Jun.PMID: 34158961 Terrill SB, You H, Eiseman H, **Rauser ME**. Review of Ocular Injuries in Patients with Orbital Wall Fractures: A 5-Year Retrospective Analysis. Clin Ophthalmol. 2020 Sep 24;14:2837-2842. doi: 10.2147/OPTH.S274567. eCollection 2020.Clin Ophthalmol. 2020. PMID: 33061268 Angkadjaja J, Chu J, Sierpina DI, Peng J, **Rauser M**. Evaluating the effect of intravitreal triamcinolone-moxifloxacin during cataract surgery on central macular edema in patients with preexisting diabetic retinopathy. J Cataract Refract Surg. 2020 Sep;46(9):1253-1259. doi: 10.1097/j.jcrs.0000000000000241.J Cataract Refract Surg. 2020. PMID: 32384419
Sierpina, David, MD	Gasparian S, **Sierpina DI**. Fundus Autofluorescence Detects Subtle Pigmentary Alterations in Pigmented Paravenous Retinochoroidal Atrophy. American Journal of Ophthalmology Case Reports. (July 2021) 3;23:101158. Doi: 10.1016/j.ajoc.2021.101158 eCollection 2021 Sep. PMID: 34278049. Sumnicht AJ, Chalam KV, Alset AE, **Sierpina DI**. The Role of Oral Steroids in the Treatment of Photodynamic Therapy-Induced Exudative Maculopathy, a Case Report and Review of the Literature. Photodiagnosis and Photodynamic Therapy. (June 2021) e102390. doi: 10.1016/j.pdpdt.2021.102390. Online ahead of print. PMID: 34119709. Watane A, Botsford BW, Sood AB, Williams AM, Xu D, Gupta RR, Conner IP, Sivalingam A, Gupta OP, Ward MS, Mehta S, Del Cid M, Crossan A, **Sierpina DI**, Hwang FS, Rachitskaya A, Ehmann DS, Kovacs KD, Orlin A, Zhang AY, Patel U, Dubovy S, Klufas MA, Patel NA, Sridhar J, Yannuzzi NA. Scleral-Sutured Intraocular Lens Dislocations Secondary to Eyelet Fractures. American Journal of Opthalmology. (Jan 2021) 221:273-278. PMID: 32777376. Ruppert M, Pyun J, Chalam KV, **Sierpina D**. Multimodal Imaging Characteristics of ADRP in a Family with p.Thr58Arg Substituted Rho Mutation. Case Reports in Genetics. (Dec 2020) 2;2020:8860863. doi: 10.1155/2020/8860863. eCollection 2020. PMID: 33777460. Gasparian SA, Barrett D, **Sierpina D**, Chalam KV. Successful Repair of Combined Tractional and Rhegmatogenous Retinal Detachment with Pars Plana Vitrectomy without Scleral Buckle in Severe Behçet's Disease. Journal of Surgical Case Reports. (Nov 2020) 30;2020(11):rjaa468. doi: 10.1093/jscr/rjaa468. eCollection 2020. PMID: 33294162. Angkadjaja J, Chu J, **Sierpina DI**, Peng J, Rauser M. Evaluating the Effect of Intravitreal Triamcinolone-Moxifloxacin During Cataract Surgery on Central

	Macular Edema in Patients with Preexisting Diabetic Retinopathy. Journal of Cataract and Refractive Surgery. (Sep 2020) 46(9):1253-1259. PMID: 32384419. Cho S, Traboulsi EI, Chiang J, **Sierpina DI**. Multimodal imaging in a family with Cockayne syndrome with a novel pathogenic mutation in the ERCC8 gene, and significant phenotypic variability. Documenta Ophthalmologica. (Aug 2020) 141(1):89-97. PMID: 32048102. Denton CC, Gange WS, Abdel-Azim H, Jodele S, Kapoor N, Oberley MJ, Wong K, Kim J, Vercio A, Moghaddampour P, Chalam KV, **Sierpina DI**, Gardner RA, Pulsipher MA, Jensen MC, Nagiel A. Bilateral Retinal Detachment After Chimeric Antigen Receptor T-cell Therapy. Blood Advances. (May 2020) 4(10):2158-62. PMID: 32428218.
Winter, Timothy, DO	Adams-Chapman I, Watterberg KL, Nolen TL, Hirsch S, Cole CA, Cotten CM, Oh W, Poindexter BB, Zaterka-Baxter KM, Das A, Lacy CB, Scorsone AM, Duncan AF, DeMauro SB, Goldstein RF, Colaizy TT, Wilson-Costello DE, Purdy IB, Hintz SR, Heyne RJ, Myers GJ, Fuller J, Merhar S, Harmon HM, Peralta-Carcelen M, Kilbride HW, Maitre NL, Vohr BR, Natarajan G, Mintz-Hittner H, Quinn GE, Wallace DK, Olson RJ, Orge FH, Tsui I, Gaynon M, Hutchinson AK, He YG, **Winter TW**, Yang MB, Haider KM, Cogen MS, Hug D, Bremer DL, Donahue JP, Lucas WR, Phelps DL, Higgins RD; Eunice Kennedy Shriver National Institute of Child Health and Human Development Neonatal Research Network. Neurodevelopmental outcome of preterm infants enrolled in myo-inositol randomized controlled trial. J Perinatol. 2021 Aug;41(8):2072-2087. doi: 10.1038/s41372-021-01018-5. Epub 2021 Mar 23.PMID: 33758387
Yanase-Park, Tiffany, OD	Kim H, **Yanase Park T**, Joo CK. Mini-Scleral Contact Lens for Asian Eyes Post-Penetrating Keratoplasty with Smaller Palpebral Aperture: Case Reports. Clin Optom (Auckl). 2021 May 20;13:161-166.

Residency Program

Even in the face of COVID, the LLU Ophthalmology Residency has continued to offer great teaching, diverse patient populations and diagnoses, and a comprehensive surgical experience.

In June of 2021, we graduated another four excellent and well-prepared residents. Nicholas Norton, MD started a fellowship in Global Health at the University of Oklahoma. Julia Angkadjaja, MD joined Kaiser Redlands as a comprehensive ophthalmologist. Ryan House, MD joined a private practice in New York with plans in the future to complete a pediatric ophthalmology fellowship. Finally, John Pyun, MD joined a private practice in

Northern California as a comprehensive ophthalmologist. We are so proud of all the good work our residents are doing.

In July 2021, we reached our full complement of residents, now having 5 residents in each year of training. All residents now complete their intern year through the LLU Internal Medicine program. The Ophthalmology Residency Review Committee has brought about this change. We appreciate the LLU Internal Medicine residency's assistance with this integration. Our interns now spend three months of their intern year within ophthalmology rotations, giving them a head start in their ophthalmology training.

Mock ORALs Exam with Residents

From Top to Bottom – Left to Right; Dr. Alanna James, Jason Polanco (Program Coordinator Senior-Residency), Dr. Richard Kim, Dr. Robin Kuriakose; Dr. Charity Lee, Dr. Ryan House, Dr. John Pyun, Dr. Suzie Gasparian; Dr. Parisah Moghaddampour, Dr. Christina Lieu, Dr. Julia Angkadjaja, Dr. Kayla Unsell; Dr. Nicholas Norton, Dr. Leila Khazaeni, Dr. Samantha Perea, Dr. Nirali Shah

In December, we had an outstanding fellowship match!

Suzie Gasparian, MD

- Baylor University (Waco, TX)
  Surgical Retina



Charity Lee, MD

- UC San Diego (San Diego, CA)
  Cornea

Robin Kuriakose, MD

- Northwestern University (Evanston, IL)
  Cornea

Christina Lieu, MD

- Massachusetts Eye & Ear (Boston, MA)
  Glaucoma

This year, we have not been able to have any residents travel abroad on mission trips. However, two of our senior residents are working on plans to attend a mission trip with Drs. Jeff Ing, MD and Jewel Sandy, MD. The trip is to Sierra Leone in February of 2022. Hopefully this will be the beginning of many mission trip experiences for our residents.

Goals for 2022

1. Opening of a satellite clinic in Rancho Cucamonga. This is planned for the spring of 2022. This will be a full-service clinic for our "western front" patients!

2. Expansion of our oculoplastics division. Dr. Douglas Van Putten, former LLUSM and residency graduate, joined our department in the spring of 2021. He brings extensive clinical experience to our department, including cosmetic. We would like to begin an oculoplastics fellowship; a formal request has been made with the LLU Graduate Medical Education office to make this happen. If approved, our goal would be to begin training our first oculoplastics fellow in the summer of 2022.

3. Integration of the new surgical simulator into the residency training and launch of a new wet lab curriculum.

Grateful Gifts

Over the last few years, the department has realized that there was a significant need for a new surgical simulator for our residents to practice. This residency training need stirred the heart of the Pacific Cataract and Laser Institute and they graciously provided a matching gift of $100,000 as an inspiration for our fundraising goals. In June we held a Zoom-a-thon which allowed our residents an opportunity to directly engage with department alumni to share a bit about their training experience and how they believed a new surgical simulator would benefit their training program. We were abundantly blessed by the outpouring of support that was received, and we are delighted to share that 36 individual donors helped us surpass the matching goal, and we were able to raise a total of $225,000! The department was able to purchase the new surgical simulator, an additional set of instruments, and a 10-year software package for the residency program. We cannot thank enough the Pacific Cataract and Laser Institute and every donor that made this purchase possible!

We are truly blessed by the patients that we serve, and they continually astound us with their thoughtfulness! We received a gift of $150,000 from Mr. and Mrs. Stevens who were so moved by Dr. Timothy Winter's research that they provided enough funding to expedite his initiative. This gift, and others like it, reflect the importance that we emphasize around patient experience within the Department of Ophthalmology. Grateful patients work through the Healing Hands Program by recognizing caregivers who have provided excellent care. Grateful patients make a gift in honor of the care received, and caregivers are recognized within their departments. In 2021 six members of our team were recognized through Healing Hands and the department received 19 independent patient recognitions.

Loma Linda University Campus

We cannot express enough how thankful we are for our community, grateful patients, and alumni. Please continue to keep us in your prayers as we strive to reach our future goals.

Department Needs

- Dorothy McNeill Residency Fund (General Residency Educational Expenses)
- Donald Shearer Resident Mission fund
- Equipment Fund – to support department expansion and access to new technology

There are multiple ways that you can bless us with your support through giving:

- Cash Gifts
- Pledges
- Planned Gifts
- Charitable Remainder Trusts
- Gifts-In-Kind
- IRA
- Annuities
- Stock
- Real Estate
- Life Insurance

If you would like to learn more about different ways to give or have any questions about how to support the Department of Ophthalmology please contact **Lindsay Daguerressar** Ldaguerressar@llu.edu or (909) 558-3228 in the Department of Philanthropy. You can also visit www.llulegacy.org.

The hard work and dedication of our faculty, residents, and ancillary staff has allowed us to not only survive but excel through a most difficult "time of trouble" that continues into the year 2021. The challenge of meeting the growing eye care needs of the Inland Empire remains great. Yet we face each challenge with the knowledge the Lord is continually leading us in our mission to serve. We give God the glory for success of our department and cede to his guidance for our future plans.

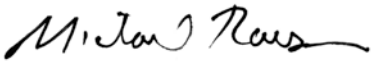

Michael E. Rauser, MD, Chairman