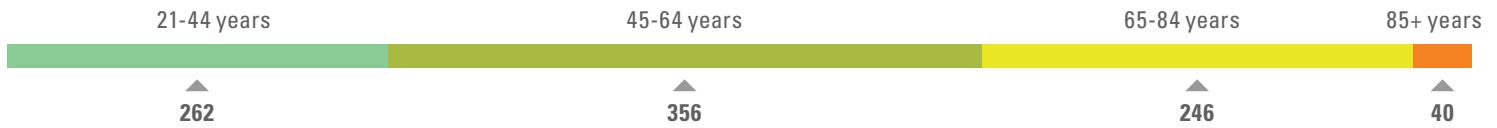
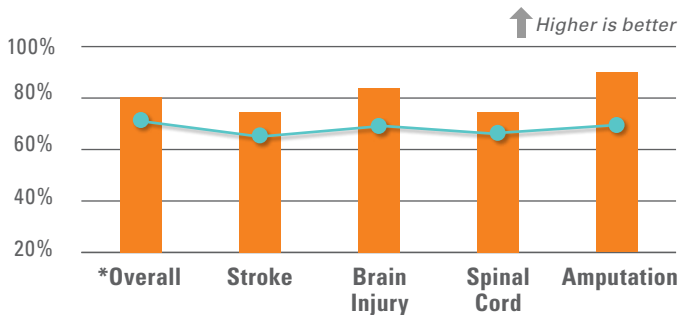


Adult Acute Inpatient Rehabilitation FACTS and FIGURES 2020

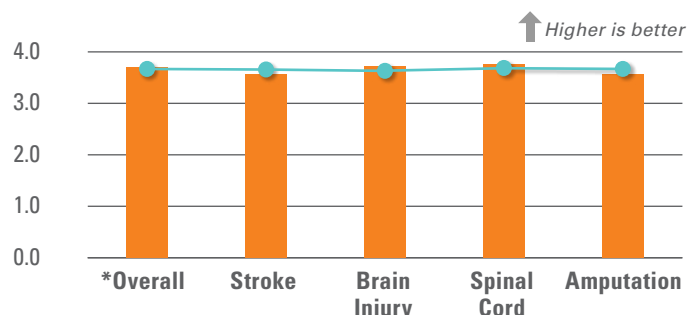
Age Group > Number of Patients



Percent of All Adults DC to Home



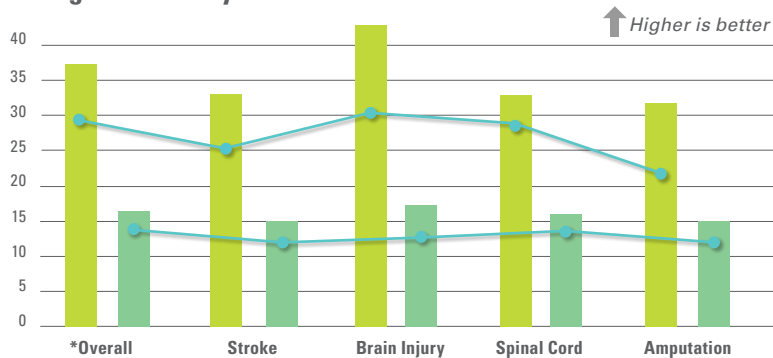
Adult Patient Satisfaction



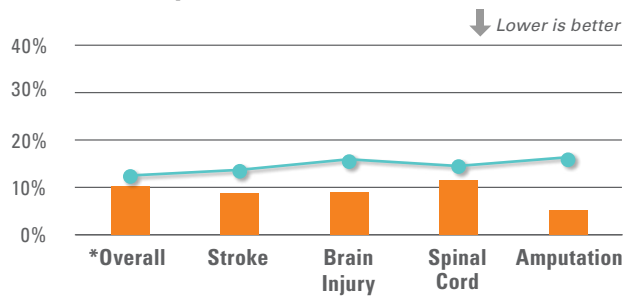
Loma Linda University Medical Center

NB = National Benchmark

Change in Mobility and Self Care



Percent of Unplanned Adult Transfers to Acute



NB = National Benchmark

Mobility


Self-care

Total DC to Acute **904**


727 Number of persons achieved predicted outcomes




Average Length of Stay



Stroke




Traumatic Brain Injury




Non-traumatic Brain Injury



Traumatic Spinal Cord Injury



Non-traumatic Spinal Cord Injury



Amputations

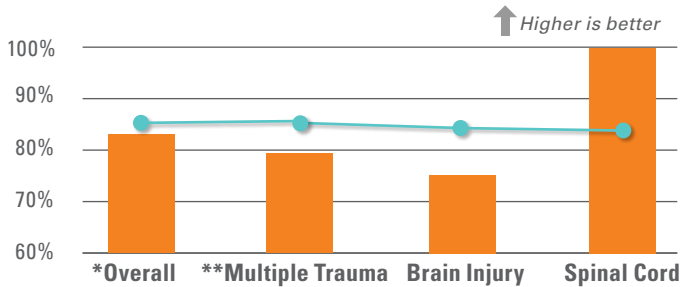


Adolescent Acute Inpatient Rehabilitation FACTS and FIGURES 2020

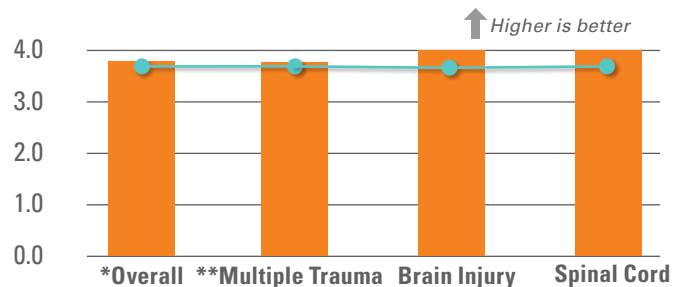
Age Group > Number of Patients



Percent of Adolescents DC to Home/Community

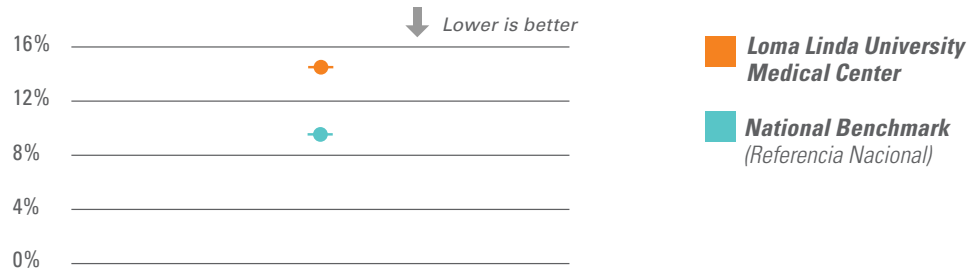


Adolescent Patient Satisfaction



■ Loma Linda University Medical Center —●— NB = National Benchmark

Percent Unplanned Adolescent Transfers



Total Discharges adolescents **28**

23 Number of persons achieved predicted outcomes



Average Length of Stay



Stroke



Traumatic Brain Injury



Non-traumatic Brain Injury



Traumatic Spinal Cord Injury



Non-traumatic Spinal Cord Injury



Amputations

**Overall includes stroke, brain injury, spinal cord injury and amputation, as well as, but is not limited to: multiple trauma, joint replacement, medical deconditioning, back surgery, transplant, etc.

**Multiple Trauma includes traumatic and non-traumatic brain injury, as well as traumatic and non-traumatic spinal cord injury.

Our average therapy runs three hours per day, five days a week, which includes physical therapy, occupational therapy and speech-language pathology, if indicated. Weekend therapies are also part of our program.

Diagnostic imaging, laboratory and pharmacy services are provided on site.